


1

Install the TinyScan App




2

Click the camera button and take a picture of the desired document.



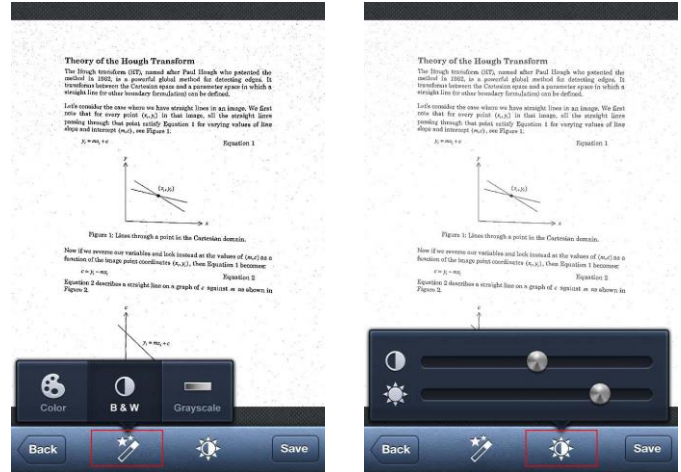
3

Drag and drop the select done which you want to scan and then click on "Next".



4

Select a filter, adjust the contrast and brightness, and press Save.



5

Click the share button on the lower right and choose your desired method.

